


Health & Safety Statistics in UK Workplaces (2018/19)




Slips, trips or falls on same level account for **29%** of non-fatal injuries

581,000 non-fatal injuries

according to self-reports



1.4 million workers suffering from work-related ill-health



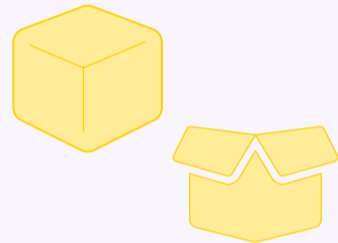
28.2 million working days lost due to work-related ill health and non-fatal workplace injuries



12,000


Lung disease deaths each year estimated to be linked to past exposures at work

20% of injuries are from handling, lifting or carrying



£15 billion is the annual cost of work-related injury and new cases of ill health (2017/18)

8% of injuries are from falls from height



246,000

workers suffering from a new case of work-related stress, depression or anxiety



147 fatal injuries




15,005 fires in non-dwelling premises



60% of businesses do not recover from a fire



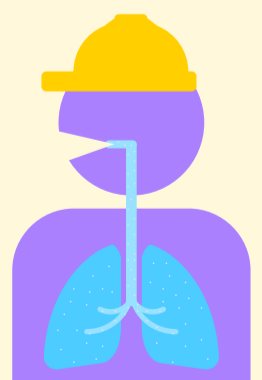
498,000 workers suffer with work-related musculoskeletal disorders



2,526

Mesothelioma deaths in 2017

(similar number of lung cancer deaths linked to past exposures to asbestos)



Looking for a simple, engaging way of training your staff in Health & Safety and HR Compliance? Why not try our bitesize eLearning courses for free today? Head over to our website now! - www.ihasco.co.uk



Fire Awareness Training



Manual Handling



DSE Training



GDPR Essentials Training



Slips, Trips & Falls Training

Sources

- https://assets.publishing.service.gov.uk/government/uploads/system/uploads/attachment_data/file/823436/fire-statistics-data-tables-fire0301-080819.xlsx
- <https://www.healthyworkinglives.scot/workplace-guidance/health-risks/display-screen-equipment/Pages/display-screen-equipment-dse-health-risks.aspx>
- <http://www.hse.gov.uk/statistics/overall/hssh1819.pdf>
- <https://www.london-fire.gov.uk/safety/the-workplace/office-environments/>